

Santo



















Product information

Visit furninova.com for additional products, catalogues and information.



furninova[®]

Santo

Drawings	Configuration	Drawings	Configuration
	3-Seater W • D • H* 210x86x73 cm Seat Height • Seat Depth : 43 x 67 cm 1.28 m ³ Weight: 62 kg Legs: 4		1-Module L/R W • D • H* 96x86x73 cm Seat Height • Seat Depth : 43 x 67 cm 0.61 m ³ Weight: 35 kg Legs: 4
	2,5-Seater W • D • H* 190x86x73 cm Seat Height • Seat Depth : 43 x 67 cm 1.16 m ³ Weight: 58 kg Legs: 4		Chl-Module L/R W • D • H* 96x152x73 cm Seat Height • Seat Depth : 43 x 129 cm 1.05 m ³ Weight: 45 kg Legs: 4
	2,5+Chl L/R W • D • H* 272x152x73 cm Seat Height • Seat Depth : 43 x 67/129 cm 2.13 m ³ Weight: 95 kg Legs: 8		Chl-Module XL Wide L/R W • D • H* 136x166x73 cm Seat Height • Seat Depth : 43 x 143 cm 1.59 m ³ Weight: 67 kg Legs: 4
	3-Module L/R W • D • H* 196x86x73 cm Seat Height • Seat Depth : 43 x 67 cm 1.19 m ³ Weight: 54 kg Legs: 4		Corner-Module XL L/R W • D • H* 106x86x73 cm Seat Height • Seat Depth : 43 x 67 cm 0.67 m ³ Weight: 35 kg Legs: 4
	2,5-Module L/R W • D • H* 176x86x73 cm Seat Height • Seat Depth : 43 x 67 cm 1.08 m ³ Weight: 50 kg Legs: 4		End part-Module L/R W • D • H* 150x86x73 cm Seat Height • Seat Depth : 43 x 67 cm 0.92 m ³ Weight: 36 kg Legs: 4
	1,5-Module W • D • H* 92x86x73 cm Seat Height • Seat Depth : 43 x 67 cm 0.59 m ³ Weight: 29 kg Legs: 4		End part-Module angled L/R W • D • H* 230x135x73 cm Seat Height • Seat Depth : 43 x 67 cm 2,17 m ³ Weight: 55 kg Legs: 6
	1,5-Module L/R W • D • H* 106x86x73 cm Seat Height • Seat Depth : 43 x 67 cm 0.67 m ³ Weight: 37 kg Legs: 4		Footstool-Module W • D • H* 75x82x43 cm Seat Height • Seat Depth : 43 x cm 0.24 m ³ Weight: 17 kg Legs: 4
	1-Module W • D • H* 82x86x73 cm Seat Height • Seat Depth : 43 x 67 cm 0.53 m ³ Weight: 27 kg Legs: 4		Back cushion universal W • D • H* 65x15x55 cm 0.06 m ³ Weight: 1.5 kg

*Note that the dimensions may differ +/-3% depending on upholstery and combination.

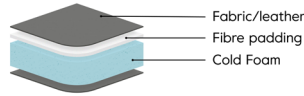
Santo

Comfort

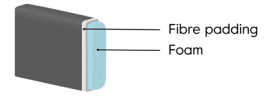


Foam (Comfort C1)

Seat
Cold foam covered with fibre padding.

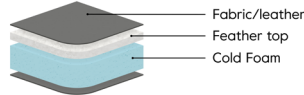


Back
The inner core is cold foam covered with fibre padding.

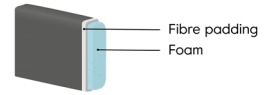


Feather soft (Comfort C2)

Seat
Cold foam with a feather top.

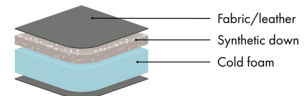


Back
The inner core is cold foam covered with fibre padding.

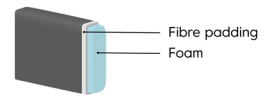


Synthetic down (Comfort C4)

Seat
Cold foam with a top of synthetic down.

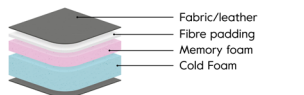


Back
The inner core is cold foam covered with fibre padding.

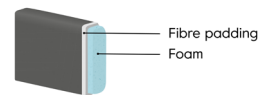


Comfort Memory

Seat
Cold foam with memory foam on top, covered with fibre padding.



Back
The inner core is cold foam covered with fibre padding.



Corner XL

To determine whether your Corner XL module is Left (CXL L) or Right (CXL R), stand in front of the sofa. If the longest back part is on your right side, it is a Corner XL Right. If the longest back part is on your left side, it is a Corner XL Left.

Leg options



Upholstery

